

LAST Name:

FIRST Name:

University ID

Discussion Section: Wednesday 10am.

PHYSICS 1C: Electrodynamics, Optics, and Special Relativity

Fall 2017, Lecture Series 2

Midterm 2—Thursday 16th November

Version A

Time allowed: 50 minutes

Answer all questions.

Calculators are permitted in this exam

The numbers in the margin indicate the weight that the examiners expect to assign to each part of the question.

Do NOT turn over until told that you may do so.

Question	Points
1	12 /12
2	5 /12
3	15 /25
4	22/25
5	5 /26

(59)

Section A

1. The IKAROS spacecraft has a solar sail with dimensions $14 \text{ m} \times 14 \text{ m}$. Assuming the solar sail is totally reflecting, estimate the maximum force it experiences due to radiation pressure from the Sun at the radius of the Earth's orbit.

[The luminosity of the Sun, equal to the total power it emits as radiation, is approximately $3.8 \times 10^{26} \text{ W}$. The radius of the Earth's orbit is approximately $1.5 \times 10^{11} \text{ m}$. The average radiation pressure on a totally reflecting surface is given by $p_{\text{rad}} = 2I/c$, where the symbols have their usual meaning].

[12]

$$F = P_{\text{rad}} \cdot A_{\text{sail}} = \frac{2I}{c} \cdot A_{\text{sail}} = \frac{2 \cdot \text{Luminosity}}{4\pi r_{\text{orbit}}^2} \cdot \frac{1}{c} \cdot A_{\text{sail}}$$

$$= \frac{2 \cdot 3.8 \times 10^{26}}{4\pi (1.5 \times 10^{11})^2} \cdot \frac{1}{(3 \times 10^8)} \cdot 14^2$$

$$= 1.76 \times 10^{-3} \text{ N}$$

2.

- (a) Describe the polarisation state of the plane electromagnetic wave represented by the following electric field equations (where $A > 0$):

$$E_x = 0, \quad E_y = A \cos(kx - \omega t), \quad E_z = 2A \cos(kx - \omega t).$$

[Your description should include both the type of polarisation and any relevant details such as direction, etc.]

[4]

- (b) Determine the direction of oscillation of the corresponding magnetic field.

[8]

- a) The wave is moving in the positive x direction
(\vec{E} in yz -plane)

Polarized in yz -plane at ϕ to y -axis, where

$$\phi = \tan^{-1}\left(\frac{2A}{1A}\right) = 63.4^\circ$$

- b) The magnetic field also ~~oscillates~~ travels along the x axis in the positive direction, with the \vec{B} in the direction perpendicular to \vec{E} .

$$\vec{E} \cdot \vec{B} = 0 \rightarrow \langle 0, A, 2A \rangle \cdot \langle 0, B_y, B_z \rangle = 0$$

$$A B_y + 2A B_z = 0$$

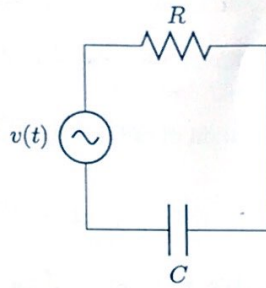
$$B_y = -2B_z$$

\therefore Direction of $\vec{B} = \langle 0, -2, 1 \rangle$. This does not describe the magnitude of \vec{B} , however.

yz -polarized
90° to
 y -axis
(153.4°)

Section B

3. A load consisting of a resistor R in series with a capacitor C is connected to a sinusoidal voltage supply with amplitude V_0 and angular frequency ω .



- (a) With the aid of a phasor diagram, or otherwise, obtain the impedance and phase angle of the circuit in terms of ω , R and C . [14]

$$\bar{i} = I \cos(\omega t)$$

$$\bar{V}_R = IR \cos(\omega t)$$

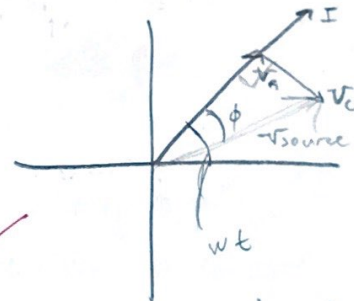
$$\bar{V}_C = \frac{I}{\omega C} \cos(\omega t - 90)$$

$$\bar{V}_{\text{source}} = \sqrt{V_R^2 + V_C^2} \cos(\omega t + \phi)$$

$$= I \sqrt{R^2 + \frac{1}{\omega^2 C^2}} \cos(\omega t - \tan^{-1}\left(\frac{1}{\omega CR}\right))$$

$$\text{Impedance} = \sqrt{R^2 + \frac{1}{\omega^2 C^2}}$$

$$\text{Phase angle} = -\tan^{-1}\left(\frac{1}{\omega CR}\right)$$



$$\phi = -\tan^{-1}\left(\frac{V_C}{V_R}\right)$$

$$= -\tan^{-1}\left(\frac{1}{\omega CR}\right)$$

- 10 (b) Calculate the average power dissipated in the resistor in terms of V_0 , ω , R and C .
What is its value in the limits when i) $\omega CR \gg 1$ and ii) $\omega CR \ll 1$? [11]

$$P = i(t) v_R(t)$$

$$= I \cos(\omega t) \cdot I R \cos(\omega t)$$

$$= I^2 R \cos^2(\omega t)$$

$$= \frac{V_R^2}{R} \cos^2(\omega t)$$

$$P(t) = \left(\frac{V_0^2}{R} - \frac{I^2}{\omega^2 C^2 R} \right) \cos^2(\omega t)$$

$$P_{avg,R} = \frac{V_0^2}{2R} - \frac{I^2}{2\omega^2 C^2 R}$$

$$\omega CR \gg 1, P_{avg,R} \rightarrow 0$$

$$\omega CR \ll 1, P_{avg,R} \rightarrow \infty$$

$$P_{av} = \frac{1}{2} I V \cos(\phi)$$

$$\downarrow$$

$$I R$$

$$P_{av} = \frac{1}{2} \left(\frac{V_{source}}{Z} \right)^2 R$$

$$= \frac{V_{source}^2 R}{2(R^2 + (\frac{1}{\omega C})^2)}$$

$$\omega CR \gg 1, R \gg \frac{1}{\omega C}$$

$$P_{av} \rightarrow \frac{V_0^2 R}{2R^2} = \frac{V_0^2}{2R}$$

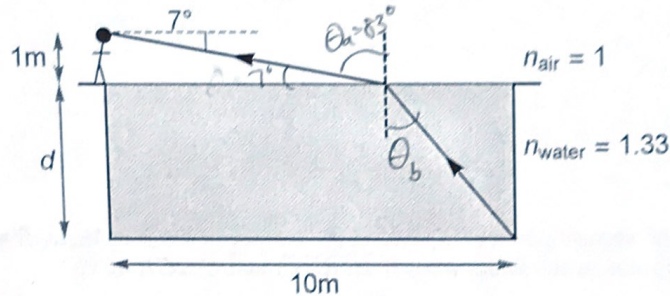
$$V_R^2 = V_0^2 - V_C^2$$

$$= V_0^2 - \frac{I^2}{\omega^2 C^2}$$

$$\omega CR \ll 1, R \ll \frac{1}{\omega C}$$

$$P_{av} \rightarrow \frac{V_0^2 R}{2(\frac{1}{\omega C})^2} = \frac{V_0^2 \omega^2 C^2 R}{2}$$

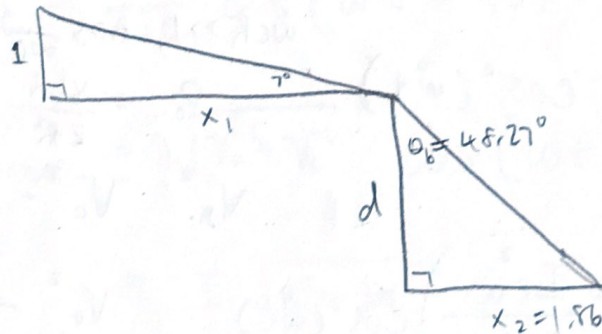
4. Ryan is calculating the depth of a rectangular pool full of water. He has measured its length as 10m, and notices that if he looks 7° below the horizontal he can see the bottom corner of the far side of the pool, as shown in the diagram below (ignoring reflected rays).



- (a) Assuming Ryan's eyes are 1m above the ground, and that the refractive indices of air and water are $n_{\text{air}} = 1$ and $n_{\text{water}} = 1.33$, calculate the depth d of the pool. [15]

$$n_{\text{air}} \sin(\theta_a) = n_{\text{water}} \sin(\theta_b)$$

$$\rightarrow \theta_b = 48.27^\circ$$



$$\tan(\theta_b) = \frac{1.86}{d}$$

$$d = \frac{1.86}{\tan(48.27)}$$

$$d = 1.66 \text{ m}$$

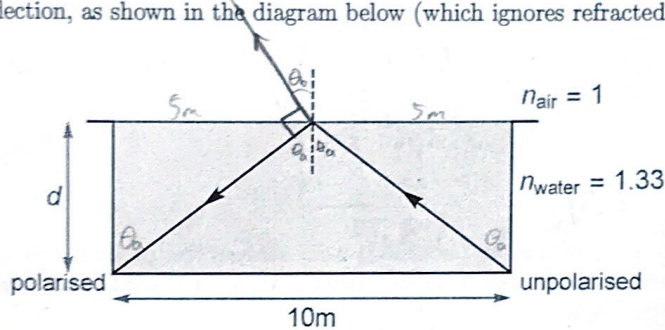
$$x_1 + x_2 = 10$$

$$\frac{1}{x_1} = \tan(7^\circ)$$

$$x_1 = \frac{1}{\tan(7^\circ)} \rightarrow x_1 = 8.14 \text{ m}$$

$$\rightarrow x_2 = 1.86 \text{ m}$$

- (b) In a different pool, also 10 m in length, Ryan finds that a beam of unpolarised light shone from the bottom corner to the centre of the surface is fully polarised after reflection, as shown in the diagram below (which ignores refracted rays).



In which direction is the reflected light polarised? What is the depth d of this second pool?

[10]

$$\theta_b = 90 - \theta_a$$

$$n_{\text{water}} \sin(\theta_a) = n_{\text{air}} \cos(\theta_a)$$

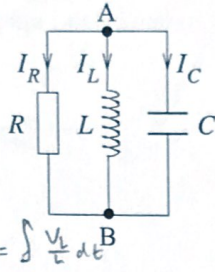
$$\tan(\theta_a) = \frac{n_{\text{air}}}{n_{\text{water}}} = \frac{1}{1.33} \Rightarrow \theta_a = 36.9^\circ \checkmark$$

Reflected light is polarized in direction 53.1° below horizontal surface, ~~the~~ ^{perpendicular to plane of incidence (into/out of page)} toward the bottom left \rightarrow side of the pool.

$$\tan(36.9) = \frac{5}{d}$$

$$d = \frac{5}{\tan(36.9)} = 6.65 \text{ m} \checkmark$$

5. In the parallel resonant circuit below, the voltage across points A and B is V .



$$L \frac{di_L}{dt} = V_L$$

$$q_L = \int \frac{V_L}{L} dt$$

The current through the capacitor can be written in terms of V and C using the equation $V = q/C$, so that

$$I_C = \frac{dq}{dt} = C \frac{dV}{dt}$$

$$V = IR \quad \text{or} \quad I = \frac{V}{R}$$

- (a) Obtain similar expressions for the currents I_R and I_L in terms of V , R and L . By using Kirchhoff's circuit law for currents, show that the voltage V satisfies the equation

$$C \frac{d^2V}{dt^2} + \alpha \frac{dV}{dt} + \beta V = 0, \quad (*)$$

where α and β are constants (which you should find).

[14]

$$V_L = L \frac{di_L}{dt} = L \frac{d^2q_L}{dt^2}$$

$$R: V = I_R R \Rightarrow I_R = \frac{V}{R}$$

$$L: V = L \frac{dI_L}{dt} \Rightarrow \frac{dI_L}{dt} = \frac{V}{L} \Rightarrow I_L = \frac{1}{L} \int V dt$$

$$I_C = C \frac{dV}{dt}$$

$$K1: \sum I_{in} = \sum I_{out}$$

$$K1: I_R + I_L + I_C = 0$$

$$\frac{V}{R} + \frac{1}{L} \int V dt + C \frac{dV}{dt} = 0$$

$$0 = I_R + I_L + I_C$$

$$\downarrow$$

$$\frac{V}{R}$$

$$\beta = \frac{1}{R}$$

$$\downarrow$$

$$C \frac{dV}{dt}$$

differentiate w.r.t time

$$\frac{1}{R} \frac{dV}{dt} + \frac{1}{L} V + C \frac{d^2V}{dt^2} = 0$$

$$\left[\begin{array}{l} \alpha = 1/R \\ \beta = 1/L \end{array} \right]$$

- (b) Show by substitution, or otherwise, that a solution to this differential equation is given by

$$V(t) = Ae^{-\gamma t} \cos(\omega t),$$

$$\frac{dV}{dt} = -\gamma A e^{-\gamma t} \cos(\omega t) - A \omega e^{-\gamma t} \sin(\omega t)$$

and find expressions for γ and ω in terms of R , L and C .

[You may assume that $4R^2 > L/C$. If you did not complete part (a), you may leave your answer in terms of α and β for full credit. Hint: for the left hand side of Equation (*) to be zero, terms proportional to $\sin(\omega t)$ and terms proportional to $\cos(\omega t)$ should sum to zero independently.].

[12]

$$C \frac{d^2V}{dt^2} + \alpha \frac{dV}{dt} + \beta V = 0$$

\downarrow
 $\frac{L}{R}$